

St. Ann School Mission Statement

We at St. Ann School are guided by the Holy Spirit to provide an exceptional Catholic education for students spiritually, academically, physically, and socially.

Weekend Mass Schedule

Saturday: 4:00PM

Sunday: 8:30AM, 10:30AM,
and 5:30PM

November Events

- 18 - Parent's Night Out, 6:30PM
- 22 - Thanksgiving Food March, 10AM
- 22 - Advisory Mtg., 6:30PM
- 23 - PALS
- 24-25 - NO SCHOOL, Thanksgiving
- 27 - 1st Sunday of Advent
- 30 - Middle School Advent Program
1:30PM

December Events

- 2 - MS Advent Program, 7PM
- 7 - Granolas w/Grandparents, 7:30AM
- 8 - Loaves & Fishes Mass, 9AM
- 8 - Feast of Immaculate Conception, Holy Day of Obligation
- 8 & 9 - Christmas Store open
- 13 - JrK - 7th Advent program, 6:30PM
- 13 - Band Concert, 7:30PM
- 16 - K of C Free Throw Contest, (during gym class, 8-14 yr. olds)
- 21 - Christmas Vacation begins at dismissal
- 21 - PALS
- 25 - Merry Christmas

Mr. Robert Kellogg, Principal
800 W 13th Street
Cadillac, MI 49601

231.775.1301
www.stanncadillac.org

From the Principal

The fourth graders were great leaders for Wednesday's Liturgy as servers, readers, and gift bearers (choir members also). Our friends, the Knights of Columbus, provided the Spelling Bee for our students in grades 4-7 on Wednesday. The competition was intense, with the competitors doing an awesome job and all students doing a great job in the audience. Our competition in 7th grade between Matthew Badovinac and Jack Valice went an additional 15-20 rounds - well done! Our girls basketball team will tip-off their season on Thursday (Go Spirits!) and our second Parent's Night Out is happening Friday from 6:30-9:30PM (drop off at 6:20PM). I would also like to mention that our Veteran's Day Assembly last Friday was a huge success as we had 21 veterans in attendance, a great audience, and wonderful participation and leadership by our 7th graders!

I would like to remind all of you that even though next week is a short week at school, it will still be a very busy three days. Our girls will be playing basketball games on both Monday and Tuesday and all classes will be taking part in our Thanksgiving Food March on Tuesday at 10AM in the gym. Please remember to send in non-perishable food items or cash (to purchase turkeys, potatoes, pies, etc.) with your child(ren) to help our less fortunate school or church families. Please contact the school office at 775-1301 if you are interested in receiving two food boxes or if you know of someone else that we could help. Thank you to everyone for being generous at this important time of year. Our 3rd graders will lead us in Wednesday's Liturgy and we will meet in our PALS groups at 1:50PM.

We are finishing our third week in our November Scrip contest and our 7th graders are the leading class (\$381.25 per student), followed by fourth grade (\$260.00 per student) and 5th grade (\$235.00 per student). Leading individual sellers are Molly Mackey, Jim Canfield, Matthew Skinner, Allen Scheurer, and Emma Reuther. Please remember that Scrip orders for this contest must be placed and paid for by Wednesday, November 30th, at 2:30PM in order to be counted for the individual class and/or student. The winning class receives a pizza party and three recesses, second place is an ice cream social and two recesses and third place is free popcorn, lemonade, and one recess. Top individual sellers will receive: 1st place/\$50 scrip certificate, 2nd place/\$30 scrip certificate, and 3rd place/\$20 scrip certificate.

Permission slips for our next school-wide Wellness activity are coming home today with your child(ren). We will be ice skating at The Wex on Tuesday, November 29th, in two groups: JrK, K, 1st, 6th, and 7th grade (9:15-11:15AM) and 2nd, 3rd, 4th, and 5th grade (12:15-2:15PM). The cost for students is \$3 (which includes skates for those who need them). The \$3 fee and permission slip must be turned in by Wednesday, November 23rd, at 2:30PM for your child(ren) to attend. Students who choose not to skate on that day will spend the two hour block in the Enrichment Lab working on Accelerated Reading and/or Math, service projects, make-up work, etc.

Please circle Tuesday, December 13th, on your calendars as the evening for both our JrK-7th grade Advent Program with Mrs. Swanson and our Band Concert for grades 5-7 with Mr. Sheldon. The choral concert will start at 6:30PM in the church, with refreshments to follow in the gym. The band concert will start at 7:30PM in the Parish Hall with refreshments also in the gym. We are hoping that by having both concerts on the same evening we won't have to tie up two nights for families who have children performing in each concert.

I Spy Awards

Abbey Allen, K
Molly Anderson, 3rd
Matthew Badovinac, 7th
Emily Burt, 2nd
Camden Clugston, 1st
Grace Drabik, JrK
Madi Drabik, 3rd
Gabe Drouillard, 4th
Jordin Ellens, 6th
Luke Feister, K (x3)
Sean Feister, 2nd (x2)
Eli Galka, 6th
Mitchell Hamilton, 4th

Colin Hess, 3rd (x2)
Donna Huynh, 1st
Julia Jezak, 2nd (x2)
Emma Johnson, K
Maddie Johnson, 4th (x2)
Jackson Krusniak, 3rd
Jacques LaMonde, 3rd
Michael Lonas, 7th
Garrett Losinski, 4th
Alix Matzke, 3rd (x2)
Reagan McKeever, JrK
Maggie Neiss, 4th
Owen Nicholson, 2nd

Allison Parrish, K
Teddy Richards, 1st
Bernardo Rojas, 1st
Brendan Shanahan, 7th (x2)
Stephanie Slater, 6th
Lindsey Tonello, 2nd
Jr. Kindergarten Class
Kindergarten Class
Second Grade Class
Third Grade Class
Fifth Grade Class (x2)
Seventh Grade Class (x2)

Playground Superstars

Grace Drabik, JrK
Abbey Allen, K
Sydney Bushor, K
Karsyn Kastl, 1st
Oscar Kendell, 1st
Kameryn Clous, 2nd
Owen Nicholson, 2nd
Molly Anderson, 3rd
Roberto Rojas, 3rd
Mitchell Hamilton, 4th
Maddie Johnson, 4th
Brian Geiger, 5th
Derek Tonello, 5th
Gabrielle Kapuscinski, 6th
Tyler Lung, 6th
Molly Mackey, 7th
Jennifer Slater, 7th



Michigan Living History



Veteran's Day Assembly



Headphones

All students are required to have headphones for computer class. You may purchase headphones yourself or we have them for sale for \$3. Send check or cash to school office in an envelope marked with your student's name and grade.

Handbook Update

Please notify the office of any custodial changes, living arrangements/dual households.

Spelling Bee

The Ninth Annual Knights of Columbus Spelling Bee winners are:

Level I (grades 4-6) 3rd runner up - Deion Vo, 2nd runner-up - J.P. Creed, 1st runner-up - Bekka Ureta
Winner - Alex Netzley

Level II (grade 7) 3rd runner-up - Kylie Christensen, 2nd runner-up - Jesse Martin, 1st runner-up - Jack Valice,
Winner - Matthew Badovinac



Spelling Bee

Back row: K of C John Palacios, Matthew Badovinac, Jesse Martin, Jack Valice.

Front row: J.P. Creed, Deion Vo, Alex Netzley, Bekka Ureta. Congratulations to our winners!

Reading Connection

Tips for Reading Success

Beginning Edition

November 2011

St. Ann School

Fr. Murphy, Pastor Bob Kellogg, Principal

Book Picks



Read-aloud favorites

■ *Pirates Go to School*

In Corinne Demas's rhyming story, pirates share treasures during show-and-tell, carry parrots into class, and don't always behave. But they love school, and, just like the rest of the students, they read, work on math, and do arts and crafts.



■ *Wonder Horse: The True Story of the World's Smartest Horse*

Horse fans will enjoy Emily Arnold McCully's nonfiction book about a colt named Jim who knew letters, colors, numbers, and more. His owner, a former slave who became a veterinarian, took him on the road to perform for audiences and to encourage people to treat animals with kindness.

■ *The Littlest Pilgrim*

Mini is a young Pilgrim who wants to help out with the chores in her village. She tries to bake bread, stack wood, and do repairs, but she is too small. Then, Mini discovers something she *can* do. A sweet story about friendship by Brandi Dougherty.



■ *The Runaway Tortilla*

A tortilla runs away in this twist on *The Gingerbread Man* from Eric A. Kimmel. Tía Lupe and Tío José chase the tortilla—and so do donkeys, rattlesnakes, and other animals. Who will finally catch it? (Also available in Spanish.)



Sound it out!

Why does *treat* rhyme with *neat* but not with *great*? And why do *knock* and *knee* start with *k* but sound like *n*? As your child learns to read, he will discover that the English language can be tricky! Try these ideas for helping him make sense of letter sounds and patterns.



Beginning sounds

Encourage your youngster to listen closely to beginning sounds when you read aloud. Ask him to choose a letter, and each time he hears a word starting with it, he can ring a bell or snap his fingers. When he's trying to read a difficult word on his own, you can say, "Get your mouth ready to say that word," which will call his attention to the beginning sound. *Tip:* Point out words that have surprising first letters (*phone, knee*), and suggest that he keep a list to help him remember them.

Vowel pattern

Go on a pattern hunt! Vowel sounds can be spelled in several ways. For example, a long *o* is spelled by *oa* in *boat* or by *o/consonant/silent e* in *role*. In the car

or during a walk, take turns choosing a vowel pattern to look for on signs. If you pick *ay*, you might see "One Way" and "Children Playing." Explain to your youngster that some patterns make more than one sound. For instance, *ea* sounds like *a* in *break* but like *e* in *leak*.

Consonant combinations

Your child can learn letter combinations like *ch* and *pr* while he draws. Each of you secretly choose a combination (say, *ch*) and draw a scene full of items that contain it (*chairs on a porch*). Swap pictures and guess each other's letter combination. Then, help your youngster label the objects in the drawings. ♥

Writing nonfiction poetry

Poetry can help your child learn facts. Here are two kinds of nonfiction poems she might write:

● A "found" poem is made of words and phrases that the poet finds. Read a biography such as *Abe Lincoln's Hat* by Martha Brenner with your child. Ask her to choose a few important words or phrases (*Abe Lincoln, tall man, tall hat, smart lawyer, great president*). She can create a poem by writing them on her paper in an order that she likes.

● An acrostic starts with a single word, written vertically. Have your child pick a topic she's learning about in school, such as space. Then, help her come up with a line that begins with each letter in the word.

Example:

Sun shines
Planets circle
Astronauts fly
Comets soar
Earth spins. ♥



Discover the newspaper

Spark your youngster's interest in reading the newspaper—she'll explore different parts of the paper while she practices reading, writing, and spelling.

Photos. Ask your child to choose a photo that she likes from your community paper. Have her tell you what's happening in the picture ("A lot of people with colorful umbrellas are standing beside a big building").



Then, read the real photo caption together to see how closely it matches her description.

Headlines. Help your youngster read several headlines in the sports section. Explain that these are titles for the articles. Let her pick a simple one ("Girls' softball finishes strong"), and read it together. She can cut it out, glue it on paper, and draw a picture to illustrate it.

Advertisements. Your child can practice recognizing and spelling food names by making a picture grocery list. Give her a large paper grocery bag and the newspaper section with food ads. Call out each item that you need (potatoes, chicken, grapes), and have her cut its picture out and glue it on the bag. Ask her to print the name of each product underneath. Be sure to take her list along when you shop—and reuse it to bag your groceries.♥

Fun with Words

That reminds me...




Boost your child's vocabulary with this quick word association game.

You say a word, and he replies with the first word that pops into his head. For example, if you say "cold," he might say "hot," "winter," or "ice." Encourage him to come up with a word quickly, without thinking about it too much. Then, you continue the game by saying a word in response to his (if he says "hot," you might think of "sun"), and then he might say "beach."



hot



beach

When you can't think of any more words, talk about how you came up with your answers. ("When you said *hot*, I said *sun* because it's hot. Then, the sun made you think of the beach!")

Tip: Try starting the game with a word you don't think your youngster knows well. You can explain its meaning to jump-start his thinking.♥

OUR PURPOSE

To provide busy parents with practical ways to promote their children's reading, writing, and language skills.

Resources for Educators,
a division of CCH Incorporated
128 N. Royal Avenue • Front Royal, VA 22630
540-636-4280 • rfeustomer@wolterskluwer.com
www.rfeonline.com
ISSN 1540-5648

Q&A

Think small


Q For a weekly homework assignment, my son has to fill one page in his journal. Sometimes he doesn't know what to write about. Any suggestions?

A Tell your child that something small, like jumping in a puddle or seeing a train go by, can make a good topic.

By choosing little things to write about, he'll have many ideas to pick from. He will also learn to add details and expand on his ideas, since he'll have to be specific to fill the page.

If he writes about a puddle, for instance, he can tell where he saw it, what it looked and felt like, what it reminded him of, or what it made him wonder.

Example: "I was in the post office parking lot with my mom when I saw a huge puddle. It was shaped almost like a heart. I wonder why."♥



Parent to Parent

A growing reader

My daughter is learning to read this year. At first, she was embarrassed because some of her friends were reading harder books in their reading groups.

I talked to her teacher, and he encouraged me to explain to Danielle that just because a book looks longer or more difficult doesn't mean it's more exciting or interesting. He suggested ways my daughter could respond if a friend made fun of her book. For example, she might say, "It's just right for me.

What's yours about?" or, "It looks easy, but it's really good."
























He also said that it might help to remind Danielle that she gets to pick out her own library books and that she can read whatever she likes during "Drop Everything and Read" time in class.

I shared the teacher's advice with my daughter, and she seems to feel better. Now, she knows what to say to her friends, and she has been bringing home more challenging library books lately. I'm noticing an improvement in her reading already.♥





Family Advent Calendar

Sunday	Monday	Tuesday	Wednesday	Thursday	Friday	Saturday
November 27  Make and bless an Advent wreath. Light the first purple candle each night this week.	28 Read together about Elizabeth and Zechariah's special blessing in <i>Luke 1:5-25</i> . 	29  Set up your Nativity scene, but leave out the Holy Family.	30 Make cookies to bring to a nearby nursing home or homeless shelter. 	1 December Cut and paste pictures from Christmas cards you receive into ornaments for your tree. 	2 Attend Confession as a family and go out to dinner afterward to celebrate forgiveness! 	3  Ask a family member you have hurt in the past year for forgiveness. Offer it to one who has hurt you.
4  Light two purple candles in the Advent wreath each night this week. Sing "O Come, O Come Emmanuel."	5 Read about the angel's remarkable visit to Mary in <i>Luke 1:26-38</i> . Talk about ways we can also say, "yes," to God. 	6 Send Christmas cards to your pastor, priests, and religious or ordained ministers who are important to your family. 	7 Gather some friends and neighbors and go Christmas caroling. 	8 In honor of Mary's Immaculate Conception , attend Mass and pray a family Rosary tonight. 	9 Together, write your Christmas cards. Let older kids address the envelopes and younger ones seal them.	10 Clean out your closets of unwanted clothes or toys in good condition. Donate them to a shelter or other charity.
11  Light two purple candles and the pink one for joy. See which of you can sing loudest at Mass today.	12 Pick a Christmas card you've received this week and pray for the person who sent it. 	13 Set the Mary and Joseph figures of your Nativity set across the room from the rest of the scene.	14 Write letters to Baby Jesus telling him that you look forward to his coming. 	15 Put a lamp or electric candle in a window to welcome the Christ child. Light it each night until Christmas Day. 	16 Family Movie Night: Make some popcorn and watch a Christmas movie together.	17 Put up and decorate your family Christmas tree. 
18  Light all four candles in the wreath tonight. Read today's Gospel reading, <i>Luke 1:39-45</i> .	19 Move Mary and Joseph closer to the Nativity scene. Try to imagine what it was like to travel to Bethlehem by donkey.	20 Decorate a "Jesus Candle" with symbols of Jesus. Save it to light during Christmas dinner. 	21 Place Mary and Joseph in the Nativity scene. Add grass or straw to the manger to get it ready.	22 Take a drive or walk around your home to look at the Christmas decorations or displays. 	23 Send a thank-you note to the priests or other parish ministers who enriched your seasonal celebration. 	24 Give each family member a chance to say "thank you" for a blessing God has given this year.
25  Put the Baby in the manger and read the story of Jesus' birth in <i>Luke 2:1-20</i> .	<p>... And Joseph too went up from Galilee from the town of Nazareth to Judea, to the city of David that is called Bethlehem, because he was of the house and family of David, to be enrolled with Mary, his betrothed, who was with child. While they were there, the time came for her to have her child, and she gave birth to her firstborn son. She wrapped him in swaddling clothes and laid him in a manger, because there was no room for them in the inn.</p> <p>Now there were shepherds in that region living in the fields and keeping the night watch over their flock. The angel of the Lord appeared to them and the glory of the Lord shone around them, and they were struck with great fear. The angel said to them, "Do not be afraid; for behold, I proclaim to you good news of great joy that will be for all the people. For today in the city of David a savior has been born for you who is Messiah and Lord. And this will be a sign for you: you will find an infant wrapped in swaddling clothes and lying in a manger." And suddenly there was a multitude of the heavenly host with the angel, praising God and saying: "Glory to God in the highest and on earth peace to those on whom his favor rests." When the angels went away from them to heaven, the shepherds said to one another, "Let us go, then, to Bethlehem to see this thing that has taken place, which the Lord has made known to us." So they went in haste and found Mary and Joseph, and the infant lying in the manger. When they saw this, they made known the message that had been told them about this child. All who heard it were amazed by what had been told them by the shepherds. And Mary kept all these things, reflecting on them in her heart. (Luke 2:4-19)</p> 					



ST. ANN SCHOOL
Oktoberfest

*Thank you to the following sponsors for their tremendous support
in making our 2011 Oktoberfest one of the most successful yet!*

Please forgive us for any errors or omissions in this list.

- | | | | |
|---|-----------------------------------|-------------------------------|---------------------------------|
| Advanced Foot and Ankle | Coyne Propane | Teresa Jones | Photo One Inc. |
| Aert's Farm | Crystal Flash Energy | Julie Ann Quilting & More | Pizza Plus |
| Airgas Great Lakes | Dairy Queen | Nan Kamaloski | Platinum Noir |
| Airway Oxygen | Dancin' With Woofs | Kapuscinski Family | Positive Chimney & Fireplaces |
| Allergy & Asthma Specialists of
Cadillac | Dean's Body Shop | Kelgraphics | Post Impressions |
| Fred Altvater | Dental Health Professionals | Joni Kendell | Pro Build |
| Amaranths LLC | Paul Derby | Dr. & Mrs. Robert Kendell | Rita Shakelton |
| Susan Askins | Detroit Red Wings | Robert & Lenore Kendell | The Rose Golf Course |
| ATS Printing Apparel | Detroit Tigers | Carrie & Stacey King | Rummel Orthodontics |
| Auto Zone | Disney World | Knitter's Nest | Saturn Gems |
| Baker College of Cadillac | Don's Auto Clinic | Dr. Robert & Rebecca Krannitz | Schafer's Bait & Sporting Goods |
| Bandein Orthodontics | Emerald Vale Golf Club | La Senorita | Scrapaloo |
| William and Denise Barnett | Encore Financial Group | Lakeside Auto Wash | Shay Station |
| Bill Brown Coins, Inc. | Ann Emington | Lakeside Charlies | Jack Sheehan |
| Bill Marsh Automotive Group | Laurie Erickson | Lakeside Electrolysis | Simply Delightful |
| Blossom | Falcon Head Golf Club | Lakeview Lutheran Manor | St. Angela's Circle |
| Blue Heron | Family Eye Care | Lark Lawn and Garden | St. Ann's Gift Shop |
| Bob Evans | Family Practice of Cadillac, P.C. | Mackinaw Storage | St. Bernadette Circle |
| Borg Warner | Family Video | Marina Ristoronte | St. Stephens |
| Breidenstein Oil and Auto | Farmer Family | Marshall Music Co. | Rita Shackelton |
| Brinks Art & Frame Shop | Harold & Millie Feigner | Mary Jane Dewey-Canfield | Steve's Garden Art |
| Burke's Waterfront Restaurant | James & Dawn Feister | Mary Magdalene Circle | Steve's Repair and Radiator |
| Jason & Jennifer Burt | Fekete, Knaggs, & Burr Insurance | McCurdy, Wotila & Porteous PC | Lynn Skinner |
| Ann Bush | First Bank | McDonald's | Elizabeth Slack |
| Rhonda Bushor | G & D Party Store | McDonald Garber Broadcasting | Edda Smith |
| Gramm & Grandpa Buttons | Rick & Rhonda Gebhard | McGuire's Resort | Patricia Skelding |
| C & E Market | Kenneth & Judith Gilde | Megan's Cupcakes | Beryl Swanson |
| Caberfae Peaks | Godfrey Motor Mall | Meijer | Lisa Swanson |
| Cadillac 5 | Gospel Book Store | Midland Center for the Arts | The Sweet Shop |
| Cadillac Area Y.M.C.A. | Grahek Greenery | Mineral Springs | Tallulah's Satchels |
| Cadillac Automotive Center | Grand Rapids Griffins | Miracle Tanning | Tarantino Family |
| Cadillac Country Club | Grand Rapids Public Museum | Missaukee District Library | Thirsty's Elmrest Party Store |
| Cadillac Family Physicians | Great Wolf Lodge | Missaukee Golf Club | Ticconi's ATA Martial Arts |
| Cadillac Institute of Cosmetology | Ms. Green Recycling Service | Mix 96 | Tisch's Doll Boutique |
| Cadillac Insurance Center, Inc. | Jan and Dave Guest | Mr. Clean's | Tisch Neiss |
| Cadillac Java and Ice Cream | Hagstrom's Flowers | Father Francis Murphy | Traverse City Record Eagle |
| Cadillac News | Barb Harrant | Navari Hair Studio & Spa | Toy Town of Cadillac |
| Cadillac Orthopaedics | Neddy Harris | New Image Salon | UAW Local #1433 |
| Cadillac Urology | Heart to Heart Balloons & Flowers | Northwestern Bank | Brian & Julie Valice |
| Care Linc | The Heathlands | Oak Heirlooms | Van Drie Home Furnishings |
| Carl Johnson/Rose Packing Co., Inc. | Hermann's European Café | Outback Steakhouse | Dale and JoEllyn Voice |
| Center Lake Bible Camp | Holdship Corp. | Brian Paige | Walraven's Produce |
| Christine Lonas | Horizon Books | Parkview Lanes | Wexford Jewelers |
| Clous Construction | Paul Janik | Patterson's Flowers | Mary Ellen Williams |
| Patty Clous/Salon 108 | Janis' Flowers & Gifts | Peebles | Wolverine Power |
| Brenda Christensen | Carl Johnson/Rose Packing Co Inc. | Nancy Peltier | Cynthia Wotila |
| Collins/Snell Family | Pat & Shari Johnson | Peterson's Funeral Home | WPBN-WTOM TV 7 & 4 |
| Continental Linen Service | Cindy Johnson | Mariette F. Potvin | WTCM Radio |
| | Dr. & Mrs. Timothy Johnson | Phil Potvin | Your Sister's Closet |